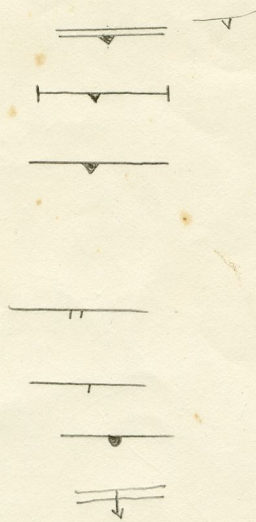



ANDAMENTO GNAÍSSICO
 LIAÇÃO DE TRANSPOSIÇÃO
 stosi dade
 IVAGEM ANDOSIANA
 IVAGEM DE CRENVLAÇÃO
 STRATIFICAÇÃO RELIQUIAR
 IVAGEM DE FRATURA



VERTICAL

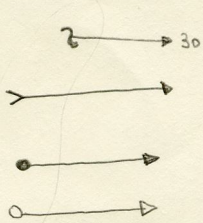


HORIZONTAL

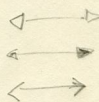
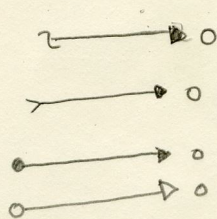


LINEAÇÕES

STRIAS DE CISALHAMENTO
 NEAÇÃO MINERAL
 XO DE DOBRA
 NEAÇÃO DE INTERSECÇÃO



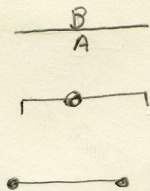
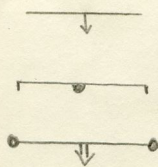
HOR.




ESTRUTURAS

PLANARES

ALHÁ
 UNTA
 que



horizontal ou inclinada.



com

OUTROS

dobras Macroscópicas (Ver tabela a parte)

ERGÊNCIA/POLARIDADE



mal
ento
inda
imento
ed
ente
ubente
ede

Erro
 Subh.
 incl.
 $> 10^\circ$
 incl.
 $> 10^\circ$
 vert. $> 80^\circ$
 subhoriz ($< 10^\circ$)
 incl.
 $10^\circ < \epsilon_{ix} < 80^\circ$

Plano Axial
 Subv.
 Subv.
 Plano Axial
 incl. $> 10^\circ$
 Vert.
 $> 80^\circ$
 subh ($< 10^\circ$)
 incl.
 $10^\circ < \epsilon_{ix} < 80^\circ$

..... = Duetas Traxo Axial

